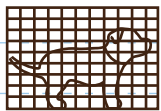



# CRATE TRAINING



**1** Choose an appropriately sized crate. The puppy should have enough room to stand up, turn around and lie down.



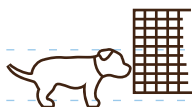
**7** When he's in the crate, praise him and pop in a few more treats. We want his time in there to be happy.



**2** Find a good location for the crate. Somewhere near the hub of activity.



**8** After a short time, open the crate door and praise him some more.



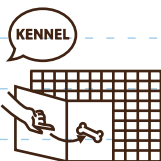
**3** To get your puppy used to the crate, let him sniff and explore it first.



**9** Slowly build up the time your puppy spends in there. As a general rule, the older the puppy, the longer he can stay in the crate. Never exceed 8 hours.



**4** Make the crate a nice, fun place to be. Put a soft blanket and his favourite toy in there.



**5** Say the command 'Kennel' and put a little treat inside the crate to entice your puppy in.



**6** Gently close the door. You don't want to hurt or scare him.

## NOTES

For more info visit [MyPuppySchool.ca/Lessons/Crate-Training](https://www.mypuppyschool.ca/Lessons/Crate-Training)

---

---

---

---

---

---

---

---

---

---